

## About Promethos

Promethos Capital is a 100% employee-owned and majority women-owned institutional investment firm. Promethos is the Promise of Ethos contained in our mission to invest with goals aligned with those of our clients.

## Portfolio Management



**Ivka Kalus**  
Partner and Co-Founder  
Chief Investment Officer  
Portfolio Manager

### Joe Sylvester

Partner and Co-Founder  
Director of Research

### Ashraya Dixit

Assistant Portfolio Manager

### Jonathan Kabeya

Investment Analyst

## Strategy Characteristics

<i>Inception</i>	April 1, 2022
<i>Benchmark</i>	MSCI EAFE
<i>Position Size</i>	5% Maximum
<i>Holdings</i>	45 to 65
<i>Active Share</i>	>90%
<i>Sector</i>	+/-5%
<i>Region</i>	+/-5%
<i>Top 10 Holdings</i>	20%-35%
<i>Market Cap</i>	Multi (Large & Mid)
<i>Tracking Error</i>	3%–6%
<i>Beta</i>	~1.0
<i>Style</i>	Core

## Investment Strategy

**Objective:** The strategy utilizes a risk-controlled framework that seeks to provide long-term capital appreciation and excess returns relative to the MSCI EAFE Index.

**Promethos Investment Process:** Our active investment process is built to adapt to constantly changing market opportunities. We integrate fundamental and sustainability analysis, big data tools, and thoughtful risk management to build concentrated portfolios of companies with long term return potential.

## Characteristics of Portfolio

### Diversity

- Gender and inclusion policies
- Women in leadership

### Sustainability

- Disclosure
- Governance
- Risk

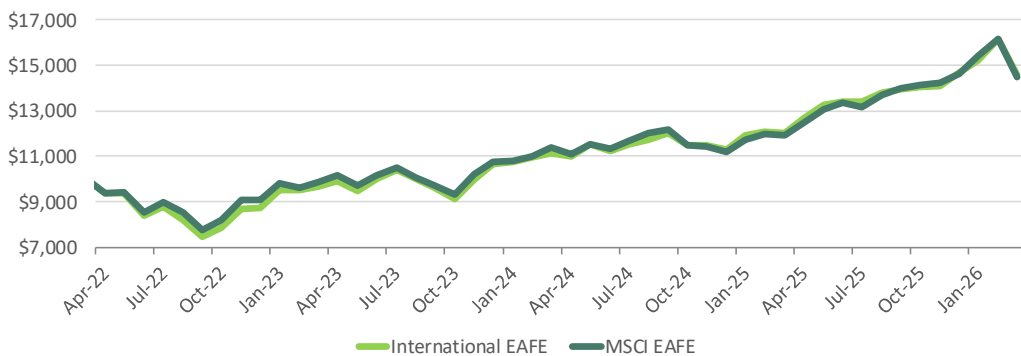
### Environmental Care

- GHG emissions
- Relative ranking
- Future temperature rise impact

Impact Results*	Portfolio	Universe	% Difference
Board Diversity	36%	28%	28%
Executive Diversity	26%	19%	38%
C-Suite Diversity	29%	12%	145%
ESG Disclosure	57	54	5%
Bloomberg Governance	6.9	5.9	17%
Sustainalytics Risk	18	23	24%
S&P Global Env Rank	85	72	18%
Scope 1 GHG/Revenues	67	345	81%
Scope 2 GHG/Revenues	32	58	45%
CDP Climate	5.5	3.9	42%

Source: Bloomberg. Data as of March 31, 2026 \*Diversity data is based on gender

## Growth of \$10,000 (Net Fees)



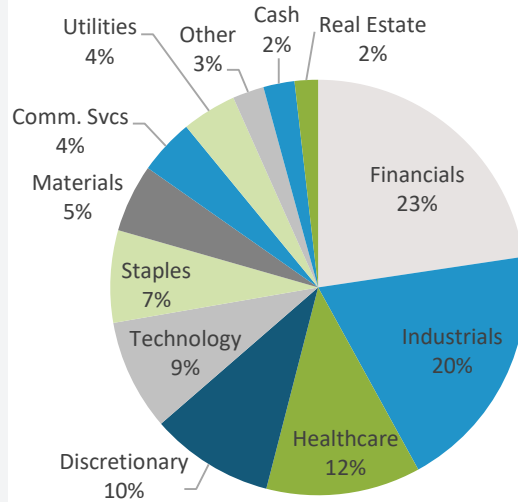
	QTD	1-year	3-year	Since Inception*
International EAFE Composite – Gross	-0.49%	22.04%	15.32%	10.52%
International EAFE Composite – Net	-0.64%	21.33%	14.64%	9.87%
MSCI EAFE Index – Net	-1.24%	21.27%	13.62%	10.72%
Excess Return – Net	0.60%	0.06%	1.02%	-0.85%

\*Inception date: 4/1/2022. Returns less than one year are not annualized. The chart above represents the growth of a hypothetical investment of \$10,000. All performance figures are net returns and assume reinvestment of all income unless otherwise noted. This chart is not intended to imply any future performance. See last page for benchmark definition.

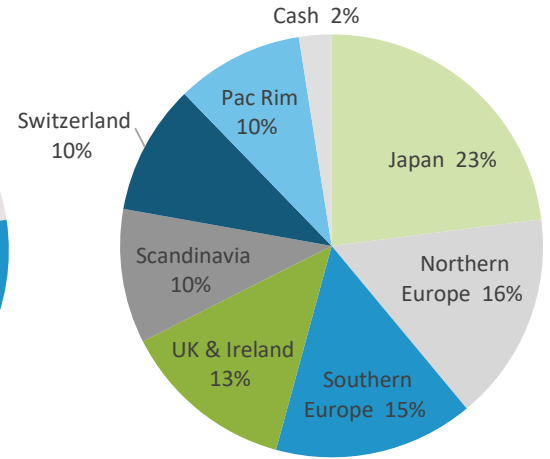
## Risk Management Goals

- Mitigate unintended risk and exposure
- Manage concentration risk
- Diversify across multiple dimensions including sector, region, factor, theme
- Focus on stock selection as key driver of alpha
- Build risk/reward matrix around client-defined investment objectives

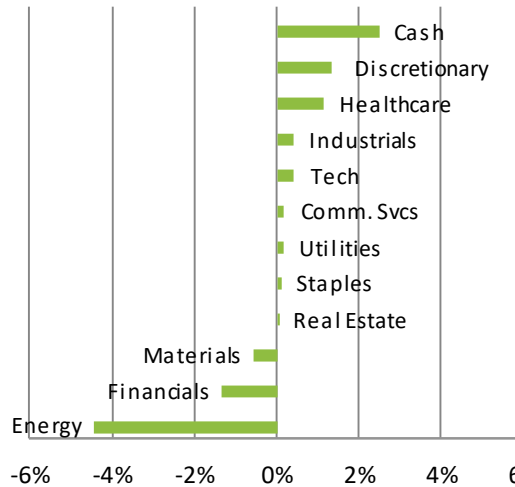
## Sector Composition



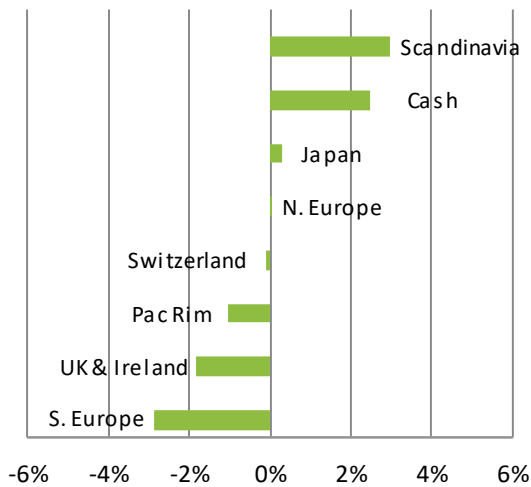
## Regional Composition



## Active Sector Weights vs Benchmark



## Active Regional Weights vs Benchmark



## Investment Strategies:

- International
- International EAFE
- Global
- Global Climate Resilience
- Global Small Cap

Promethos Capital

(617) 535-9240

[www.PromethosCapital.com](http://www.PromethosCapital.com)

## Portfolio Characteristics

<b>Wtd Avg Market Cap</b>	\$93.2 Bn
<b>Price/Book</b>	2.0
<b>Holdings</b>	51
<b>Dividend Yield %</b>	3.3
<b>Price/Earnings</b>	15.7

*All data as of March 31, 2026 unless otherwise noted.  
Data source: Bloomberg.  
Please see important disclosures on last page.*

## Top 10 Holdings

NOVARTIS AG-SPONSORED ADR	3.72
HSBC HOLDINGS PLC	3.65
MITSUI & CO LTD	3.58
KONINKLIJKE AHOLD DELHAIZE N	3.50
ROCHE HOLDING AG	3.35
OVERSEA-CHINESE BANKING CORP	3.00
ASML HOLDING NV-NY REG SHS	2.99
SUMITOMO ELECTRIC INDUSTRIES	2.92
UBS GROUP AG-REG	2.89
IBERDROLA SA	2.86

Signatory of:



## Disclosures:

Promethos is a fee-based, U.S. Securities and Exchange Commission (“SEC”) registered advisory firm serving the portfolio management needs of institutional and high-net worth clients. Registration with the SEC or any state securities authority does not imply a certain level of skill or training. Data quoted is past performance and current performance may be lower or higher. Past performance is no guarantee of future results. Results are based on fully discretionary accounts under management, including those accounts no longer with the firm. The currency used to express performance is USD. Returns are presented gross and net of management fees and include the reinvestment of all income. Gross-of-fee returns are reduced by trading costs. Net of fee performance was calculated using an annualized model management fee of 0.60%, applied monthly. The model management fee is based upon the highest management fee expected to be charged for an account within the strategy for the intended audience of accounts greater than \$10mm in assets under management. Actual investment advisory fees incurred by clients may vary.

The MSCI EAFE Index measures the performance of large- and mid-capitalization equities across developed markets outside of the United States and Canada and represents approximately 85% of the free float-adjusted market capitalization in each country. The MSCI EAFE Index performance is discussed for illustrative purposes only as a benchmark for the Promethos EAFE Strategy’s performance and does not predict or depict performance of that strategy. While index comparisons may be useful to provide a benchmark for a strategy’s performance, it must be noted that investments are not limited to the investments comprising the indices. Each of the strategy benchmark indices are unmanaged and cannot be purchased directly by investors.

Principles for Responsible Investment (“PRI”) is an industry leading proponent of responsible investment. It works to understand the investment implications of environmental, social and governance (ESG) factors and to support its international network of investor signatories in incorporating these factors into their investment and ownership decisions. The PRI acts in the long-term interests of its signatories, of the financial markets and economies in which they operate, and of the environment and society as a whole.

### Impact Results table – Definitions

Board Diversity: Percentage of Board Members that are Women. Executive diversity: Percentage of Executive Team Members that are Women. C-suite Diversity: Percentage of C-Suite level (CEO, CFO and COO) Members that are Women. ESG Disclosure: Proprietary Bloomberg score based on the extent of a company’s Environmental, Social, and Governance (ESG) disclosure. Bloomberg Governance: Bloomberg score evaluating a company’s overall governance performance based on financially material factors. It combines key governance areas—such as board structure, executive pay, audit oversight, and shareholder rights—into a single weighted score that gives more emphasis to weaker areas. Scores range from 0 to 10 – higher is better. Sustainability Risk: Offers clear insights into company-level ESG risk by measuring the size of an organization’s unmanaged ESG risk. Lower is better. S&P Global Env Rank: Total Sustainability rank, converted from the total sustainability score, based on the RobecoSam Corporate Sustainability Assessment. Scope 1 GHG/Revenues: Ratio of total emissions which are directly related to the activities of the company, to sales revenue. Scope 2 GHG/Revenues: Ratio of total emissions which result from the generation of electricity purchased by the company, to sales revenue. CDP: Reflects the level of company commitment to climate change mitigation, adaptation, and transparency. Scores 1-8 – 8 is better.

Sector and regional composition, active weights, top 10 holdings and characteristics shown are based on a representative account and are provided for illustrative purposes only. Actual client portfolios may differ due to timing, restrictions and other factors. Portfolio holdings and sector/regional composite are subject to change without notice. The stocks identified in the top 10 holdings chart do not represent all the investments held in the representative portfolio. The inclusion of specific securities does not constitute a recommendation to buy or sell any security and it should not be assumed that investment in the security has been or will be profitable. There is no assurance that any of the stocks are currently held in the portfolio or will be purchased in the future.

Promethos claims compliance with the Global Investment Performance Standards (GIPS®). To receive a GIPS report, please contact [info@Promethoscapital.com](mailto:info@Promethoscapital.com).

GIPS® is a registered trademark of CFA Institute. CFA Institute does not endorse or promote this organization, nor does it warrant the accuracy or quality of the content contained herein.

Promethos Capital  
(617) 535-9240  
[www.PromethosCapital.com](http://www.PromethosCapital.com)

Signatory of:

